



EITWISTED  
MICURLS



# TWISTED CURLS

FREE, TWISTED CURLS ON MEDIUM LENGTHS, TEXTURED AND SET AGAINST SMOOTH FRINGE.



Jade has over shoulder length, fine European hair with a wavy texture and is a natural level 4.

## CUT


### CUT 01

Pull down the hair applying pressure and cut a base line in the first section.




### CUT 03

Cut the fringe from the bridge of the nose down to below cheek bone. Add basic layers to blend with the 45 degree angle.



### CUT 02

Cut the following sections at a 45 degree angle, for natural graduation in the layers. Repeat the process through the sides.



## COLOR


### COLOR TIPS

01 Backcomb the hair from mid-lengths to end to create an irregular texture.



02 Apply Freelifts with 6% Freelifts Developer onto your hands and scrunch the hair to create a lightly textured color effect. Once you're happy with the level of the lightening, rinse off.

03 Apply Color Recharge Warm Blonde and Color Recharge Warm Brunette 1:1 on wet hair to create a soft tone effect on the pre-lightened areas.



## STYLING

### STYLING 01

Apply Perfect Me all over to perfect the hair.



### STYLING 02

Blow dry the fringe with a medium hot Wella Curl Brush and twist the hair into 4 sections (on wet hair). Dry with a Wella Sahira hairdryer and diffuser.



### STYLING 03

Once dry, remove the twist and then apply Grip Cream lightly whilst the hair moves.





