

EITHER
MIQUIFF

THE QUIFF



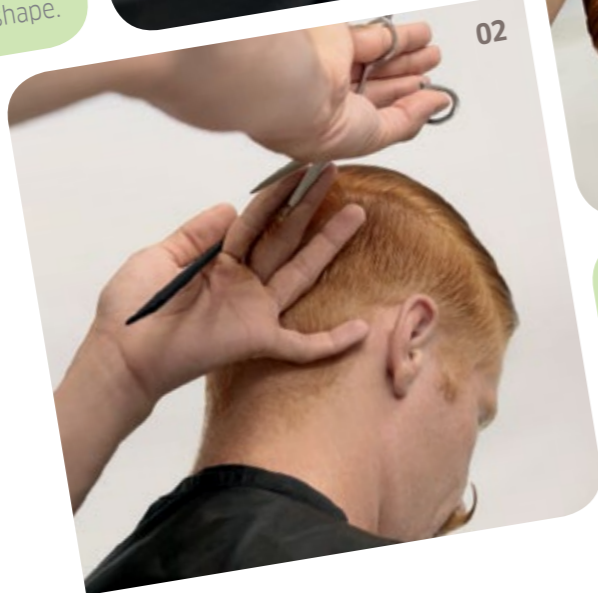
GRADUATED AND CONNECTED: CUT SHORT TO LONG WITH SWEEP-ROUND QUIFF.
 Francois is a natural light redhead with thick texture.

CUT

CUT 01
 Create a triangle section down to the occipital.



CUT 02
 Cut vertical sections from the sides to the back at a 45 degree angle to create the shape.



CUT 03
 Make a middle section and cut: Short at the back to long at the front.



COLOR

Even guys look good with matte red: When you love your natural color just add an Instamatic Matte gloss to give it an ultra modern twist.




APPLICATION TIP
 Apply on dry hair, comb through and leave to develop for 5 minutes.

COLOR TIP
 For the perfect color gloss, mix Instamatic Ocean Storm + Instamatic Clear Dust 1:1 + 1.9% Color Touch Emulsion (1:1 mixing ratio).


STYLING

STYLING 01
 Blow dry the hair with a Wella Flat Brush and a Wella Sahira hairdryer to give movement and texture.



STYLING 02
 Apply Pearl Styler from the roots to the ends.

STYLING 03
 For a defined quiff use a comb at the front of the hair and finish the look with your fingers.





HOT DOGS