



E BOHO
MI LIFT

BOHO LIFT



BEFORE

LONG MODERN BOB WITH VINTAGE UNDONE UPDO.

Yue Ning has very thick, flat long Asian hair (under shoulder length) and is a natural level 3-4.

CUT



01

CUT 01

Hold the razor flat onto the section to create length that feels modern and irregular.

CUT 02
Section above the occipital at a 45 degree angle.



02


CUT 03

Slice-cut to create multi-effect texture and repeat the same throughout the sides.



03

CUT 04
Take the front section and cut a c-curvature for a strong focal point.




04


COLOR

COLOR TIPS

01 Create sections with a focal point area on the top of the head.



01



02



03

02 Mix Color Touch 4/0 with 0/88 1:1 + 1.9% Color Touch Emulsion and apply throughout the focal point area and globally on the root area to create a deep color base.


03 Finally apply Instamatic Ocean Storm + 4% Color Touch Emulsion (1:1 mixing ratio).



STYLING

STYLING 01

To prep the style, apply Root Shoot all over on the root area. After blow drying the hair apply Dry Me and back comb to get maximum volume.



03



01

STYLING 02
With your hands start molding backwards and twist the bottom into a 50s style pleat.



02

STYLING 03

With your fingers, loosen up the structure to create an undone finish. Then, fix the look with an EIMI hairspray.



A street sign is mounted on a wall, partially obscured by a dense covering of green ivy. The sign is white with a black border and contains the text 'VIA DEI CILIEGI' in a serif font. To the right of the sign is a green door with a large, arched window. The door has a dark green frame and a lighter green panel. In the bottom right corner, the back of a wicker chair with a red and white checkered seat is visible.

VIA
DEI
CILIEGI